

Marine Engine- CW8200 Series

General Specifications

Bore & Stroke	200x270 mm
Displacement	67.9 L
Cylinder Number	8
Compression ratio	13.37
Fuel System	Mechanical Pump
Aspiration	TA
Emission Standard	IMO Tier II



Duty	Model	HP	kW	RPM
P1	CW8200ZC	1088	800	1000
P1	CW8200ZC-9	979	720	900
P1	XCW8200ZC	1262	928	1000

Duty	Model	HP	kW	RPM
P1	XCW8200ZC-1	1306	960	1000
P1	XCW8200ZC-4	1175	864	900
P1	XCW8200ZC-10	1401	1030	1000

Standard Equipments

Engine and block

- Cast iron cylinder block
- Steel forged crankshaft
- Separate cast iron cylinder heads and wet liners
- Aluminium alloy pistons or combined-type pistons with steel crown and aluminum skirt

Cooling system

- Fresh / raw water heat exchanger with integrated thermostatic valves and expansion tank
- Cast iron centrifugal fresh water pump, mechanically driven
- Self-priming raw water pump, mechanically driven

Lubrication system

- Filter with metal element, washable
- Fresh water cooled lube oil cooler

Optional Equipments

- Air starter with storage bottles
- Different harness length of remote monitor

Fuel system

- One-piece injection pump or individual injection pump
- Dual-skinned fuel pipe with alarm and leakage collector
- Duplex fuel filters replaceable engine running

Intake air and exhaust system

- Washable air filter
- Turbocharger optimized for marine application
- Insulated exhaust manifold and exhaust expansion joint

Electrical system

- 24V electric starter motor and battery charging alternator
- Monitor on the engine

Certification

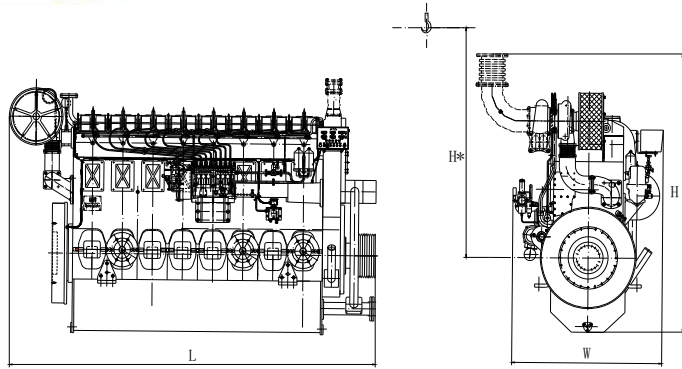
- CCS and EIAPP

- Equipment and factory trial according to major Classification Societies rules

	P1 Duty	P2 Duty	P3 Duty	P4 Duty
Application	Unrestricted continuous	continuous	intermittent	high performance
Engine load variations	Very little or none	continuous	important	very important
Mean engine load factor	80 to 100%	30 to 80%	50%	30%
Annual working time	More than 5000 h	3000 to 5000 h	1000 to 3000h	less than 1000 h
Time at full load	unlimited	8 h each 12 h	2 h each 12 h	1 h each 12 h

Dimensions and Weight

Length	3388 mm
Width	1736 mm
Height	2412 mm
Dry Weight	7800 kg



Power definition

Standard ISO 3046/1 -1995(F)

Reference conditions

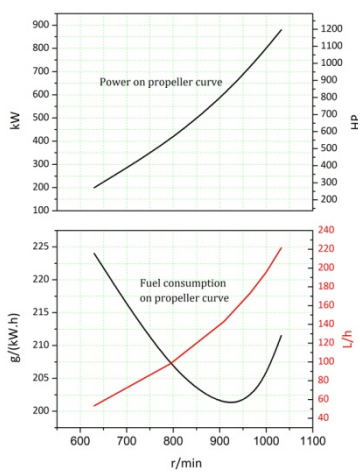
Ambient temperature	25 °C
Barometric pressure	100 kPa
Relative humidity	30%
Raw water temperature	25 °C

Fuel oil

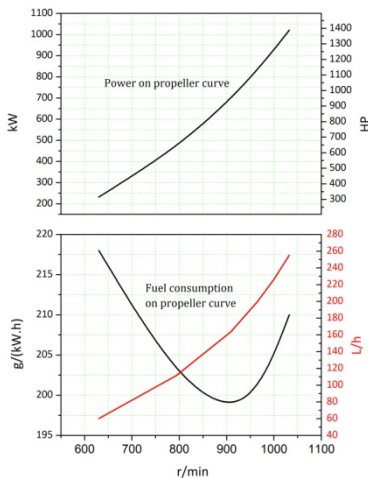
Relative density	0,840 ± 0,005
Lower calorific power	42 700 kJ/kg
Consumption tolerances	± 5 %

Lube oil

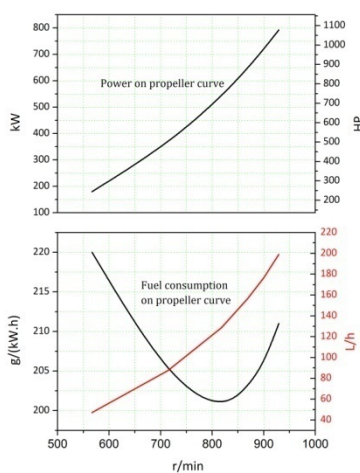
Recommend grade	CD 15W/40
-----------------	-----------



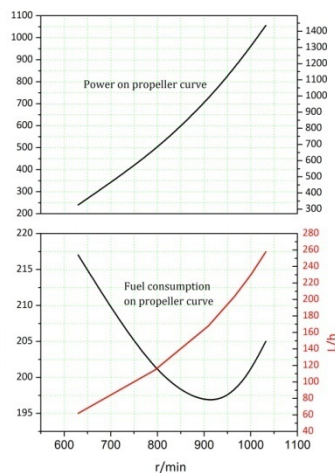
CW8200ZC



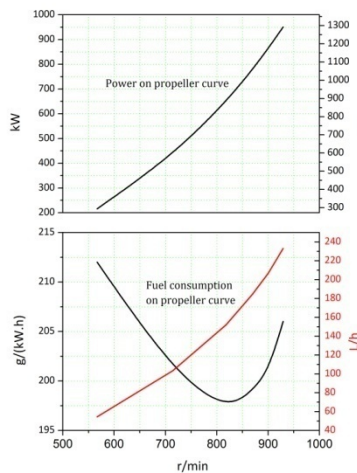
XCW8200ZC



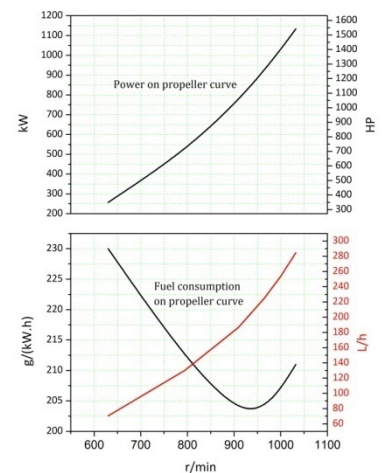
CW8200ZC-9



XCW8200ZC-1



XCW8200ZC-4



XCW8200ZC-10

Distributed By:

Manufacturer: Weichai Power Co., Ltd
 Address: 197 A, Fushou East Street, High-Tech
 Development Zone, Weifang, China
www.weichai.com

